



Get Connected. Get Help.™

Welcome!

February 2025
OC HMIS User Meeting



Agenda

1. HMIS Participating Agencies Schedule
2. OC HMIS Calendar
3. Data Analyst Position
4. Quarter 4 Data Quality Report Card
5. CoC Dashboard
6. HIC PIT Reminder
7. Monthly Report Highlight
8. Project Performance Report
9. Data and Performance Meeting
10. Holiday
11. Q&A
12. Office Hours

Meeting materials and recording will be available on the [OC HMIS website](#)

Q&A



To better organize questions the HMIS Helpdesk receives during the meeting, our Team recommends that you submit your questions through the Q&A option.

We request that you keep your questions general and related to the topics discussed in the meeting.

Agency specific questions is best supported through a HMIS Helpdesk ticket submission, so our Team is able to further investigate and provide assistance for your request.

HMIS Participating Agencies Schedule


HMIS Participating Agencies Schedule



Requirement Type	Requirement Name	Estimated Start Date	Estimated Agency Due Date	Estimated HUD Due Date	Estimated Publication Date	January	February	March	April	May	June	July	August	September	October	November	December
HUD Required Reports	System Performance Measures Report (SPM)	October	November	February	March												
	Longitudinal Systems Analysis (LSA)	October	December	January	April												
	Housing Inventory Count (HIC)	January	February	April	May												
	Sheltered Point in Time (PIT)	January	February	April	May												
Orange County Required Reports	Street Outreach Project Performance Reports	June, December	July, January	n/a	August, February												
	Emergency Shelter Project Performance Reports	May, November	June, December	n/a	July, January												
	Transitional Housing Project Performance Reports	April, October	May, November	n/a	June, December												
	Rapid Re-Housing Project Performance Reports	March, September	April, October	n/a	May, November												
	Homelessness Prevention Project Performance Reports	January, July	February, August	n/a	March, September												
	Permanent Supportive Housing/Other Permanent Housing Project Performance Reports	February, August	March, September	n/a	April, October												
	Data Quality Report Cards	January, April, July, October	January, April, July, October	n/a	February, May, August, November												
	Agency Audits	June	Specific to each agency	n/a	n/a												
HMIS Lead Meetings	HMIS User Meeting	Monthly meetings on 1st Wednesday @ 10:00	n/a	n/a	n/a												
	Data & Performance Management Meeting	Quarterly meetings on 2nd Wednesday @ 10:00	n/a	n/a	n/a												

HMIS Participating Agencies Schedule

- System Performance Measures Report (SPM) - Estimated HUD Due Date in February
 - **Pending Updates from HUD**
- Housing Inventory Count (HIC) - Estimated Agency Due Date in February
 - **Due Date: February 13th**
- Sheltered Point in Time (PIT) - Estimated Agency Due Date in February
 - **Due Date: February 13th**



Graphic by: <https://storyset.com/online>

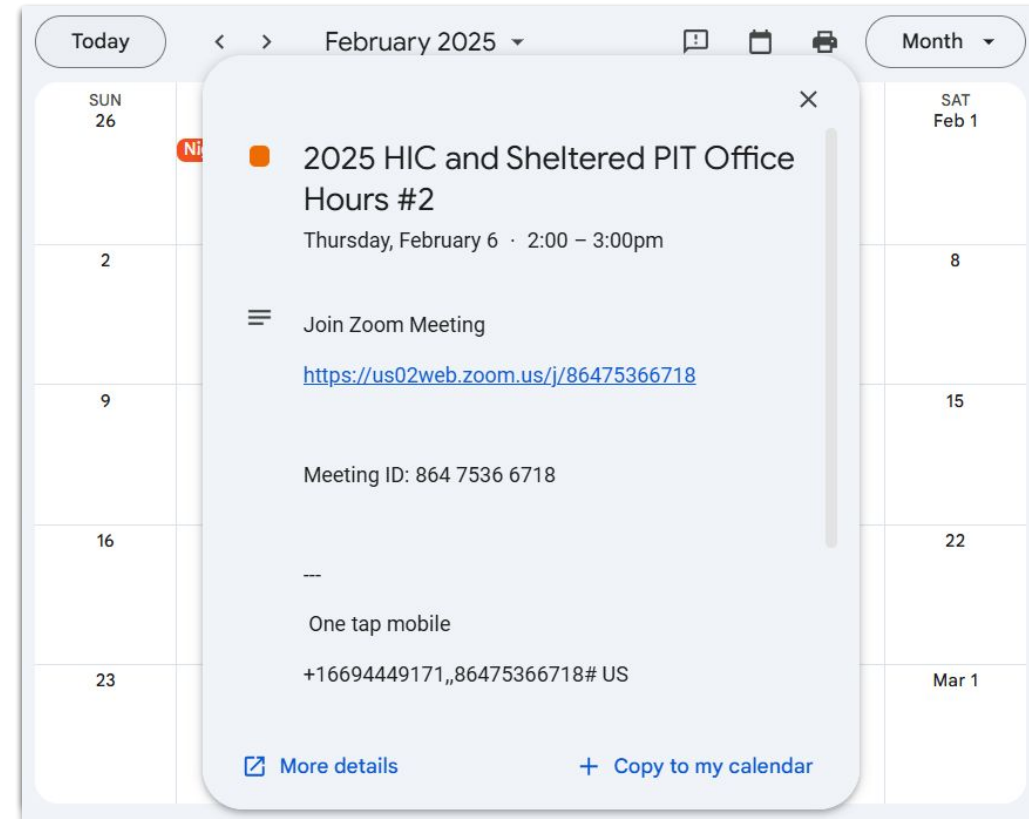
2-1-1

Get Connected. Get Help.™

OC HMIS Calendar

In addition to review the HMIS Newsletter, please review the OC HMIS Calendar for upcoming meetings and trainings:

<https://ochmis.org/ochmiscalendar/>



New Data Analyst Position

The HMIS Helpdesk is hiring for a [Data Analyst](#)

Other job opportunities at OCUW:


<https://www.unitedwayoc.org/about-us/careers/>



Graphic by: <https://storyset.com/online>



Get Connected. Get Help.™



Quarter 4 Data Quality Report Card

The [Quarter 4 Data Quality Report Card](#) will be published soon. The HMIS Helpdesk will send out a newsletter with a link to the report card once it is published.

The Data Quality Report Cards look at the following:

- Data Completeness
- Data Accuracy
- Data Timeliness

The report card has a slicer tool which allows agencies to review their data as a whole. The project-level slicer tool is still available for agency's use.


The UDE Data Completeness Dashboard, and the Timeliness Dashboards also include the *Agency* and *Project Name* filters.



Graphic by: <https://storyset.com/online>



Get Connected. Get Help.™




CoC Dashboard

The CoC Dashboard contains information about clients who were active in any HMIS project type, or who contacted 211OC for information and referral during the reporting period.

The CoC Dashboard is updated on a quarterly basis. The Quarter 4 dashboard : October - December 2024 is now available.


You can find the CoC Dashboard by navigating to:
ochmis.org > [Reports](#) > [Orange County CoC Dashboard](#)



Graphic by: <https://storyset.com/online>



Get Connected. Get Help.™



2025 HIC and Sheltered PIT

2025 HIC and Sheltered PIT Office Hours
Thursday, Feb 6th at 2pm

<https://us02web.zoom.us/j/86475366718>

Agencies with any of the following project types are required to participate in the reporting, whether or not the projects are in HMIS:

- Emergency Shelter
- Transitional Housing
- Rapid Re-Housing
- Permanent Supportive Housing
- Other Permanent Housing
-


For additional information and to access the training materials, please review the [2025 HIC and Sheltered PIT](#) knowledge base article.



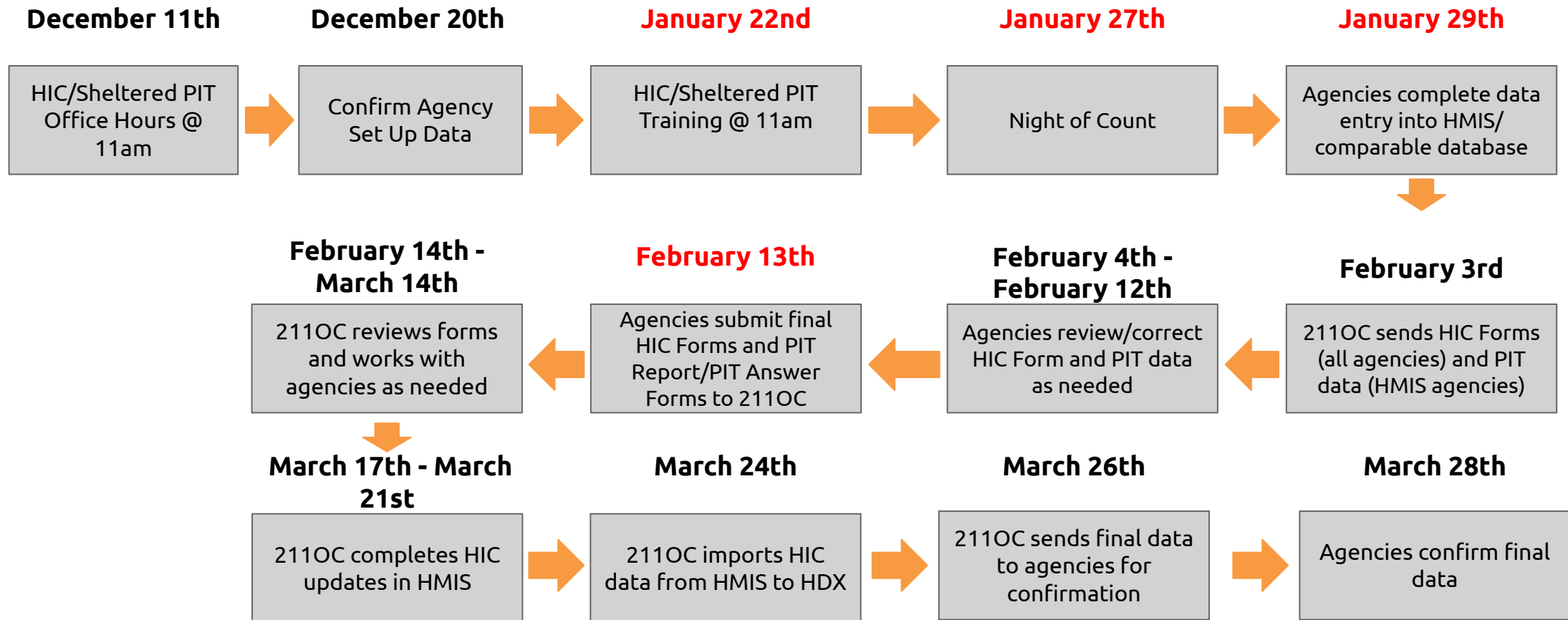
Graphic by: <https://storyset.com/online>



Get Connected. Get Help.™




2025 HIC and Sheltered PIT Timeline



Client Demographics Report

The Client Demographics Report [OUTS 106] is a program-based report that provides client demographic details for selected programs for a specified range of time.

- Pulls data from two places in the client record: The client profile screen and the program enrollment screen.
- This report can be run when users are interested in the demographic composition of participants enrolled in their agency's projects.
- All users can run the report but are only able to select from projects set-up under their agency.



Graphic by: <https://storyset.com/online>

2-1-1

Get Connected. Get Help.™

Client Demographics Report

To access and run the report:

- Go to the Report Library by clicking the **launch pad icon** at the top right of the screen, **select Reports**.
- **Select the drop-down** for Program Based Reports.
- From the list of Program Based Reports, find [OUTS-106] Client Demographics [Program Based] and **hit 'RUN.'**
- This will take you to the report screen where you will enter the search parameters.

REPORT LIBRARY	
Favorite Reports	0 report(s) ▼
Data Quality Reports	5 report(s) ▼
Administrator Reports	25 report(s) ▼
Service Based Reports	13 report(s) ▼
Program Based Reports	23 report(s) ▼
Assessment Based Reports	4 report(s) ▼
Profile Screen Reports	1 report(s) ▼
Housing	5 report(s) ▼
HUD Reports	8 report(s) ▼
Community and Referrals	9 report(s) ▼
Agency Management	4 report(s) ▼

2-1-1

Get Connected. Get Help.™

Client Demographics Report

Set the appropriate parameters for the report by selecting the following:

- Project(s) Type - For multiple projects Ctrl + select*
- Program Status
- Program(s) available to your agency*
- Veteran Status
- Client Project Stay Type
- Report Date Range
- Report Output Format

Click submit to run Report.

Program Based Reports > [OUTS-106] Client Demographics [Program Based]

Project Type(s)
All
Emergency Shelter – Entry Exit
Emergency Shelter – Night-by-Night
Transitional Housing

Program Status

Program(s)
All
CoC Funded Family Coordinated Entry Training Project
CoC Funded Permanent Supportive Housing Training Project
CoC Funded Rapid Re-Housing Training Project

Veteran Status

Client Project Stays All Active Newly Enrolled Exiting

Report Date Range / / - / /

Report Output Format Web Page PDF Excel

SUBMIT

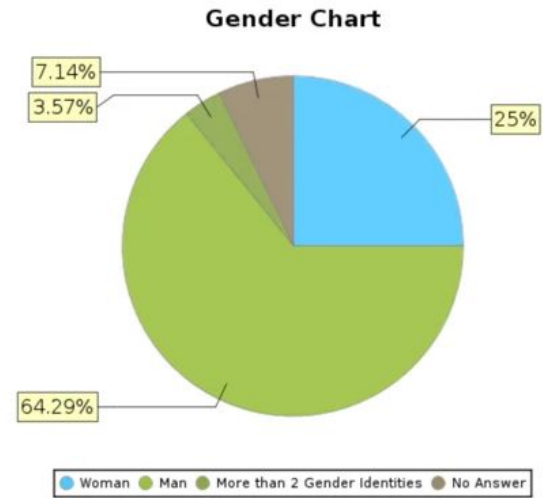
Graphic by: <https://storyset.com/online>

Client Demographics Report

The Client Demographics Report will display results as charts and graphs. This example represents one type of visual graph generated by the report.

Each each one is accompanied by a table for that demographic category.

Users may **click on the results** in the # of Clients column to generate a list of participants counted in that category.



Gender	# of Clients
Woman	7
Man	18
Culturally Specific Identity	0
Transgender	0
Non-Binary	0
Questioning	0
Different Identity	0
Woman / 1 Other Gender Identity	0
Man / 1 Other Gender Identity	0
Culturally Specific Identity / 1 Other Gender Identity	0
Transgender / 1 Other Gender Identity	0
Non-Binary / 1 Other Gender Identity	0
Questioning / Different Identity	0
More than 2 Gender Identities	1
Client doesn't know	0
Client prefers not to answer	0
No Answer	2
Total:	28

Client Demographics Report [OUTS 106]

(Demo)




Project Performance Report

The Project Performance Report (PPR) for Street Outreach will be published on the OC HMIS website in the upcoming weeks. Current and past PPRs can be found at on [our website](#) by navigating to: [Reports](#) > [Project Performance Reports](#)

Corrections for the Homeless Prevention PPR draft data will be uploaded into DropBox in the upcoming weeks

The [Project Performance Overview](#) is a helpful document which provides important information regarding the PPRs including the thresholds for each goal and our publishing schedule.



Graphic by: <https://storyset.com/online>

Data and Performance Management Meeting

Agenda:

Quarterly Report Review and Discussion:

- PSH-OPH, Rapid Re-Housing ,and Transitional Housing
- Data Quality Report Cards
- Canned Agency Management Reports


Wednesday, February 12th @ 10am - 11am

Click [here](#) to Join!

Meeting ID: 857 7837 0017

Passcode: 463529


Review the [OC HMIS Calendar](#) to find monthly HMIS meeting details including Meeting ID and Passcode.



Graphic by: <https://storyset.com/online>



Get Connected. Get Help.™



Holidays Observed

The HMIS Helpdesk will be closed on **Monday, February 17th** in observance of **President's Day**.


We will be back in office the following business day to assist you.



Graphic by: <https://storyset.com/online>

2·1·1

Get Connected. Get Help.™




Q&A

Reminder: Please enter your agency name in the chat box for attendance

Thank you
Have a great day!

Next User Meeting: March 5th



**United
Way**



Orange County United Way