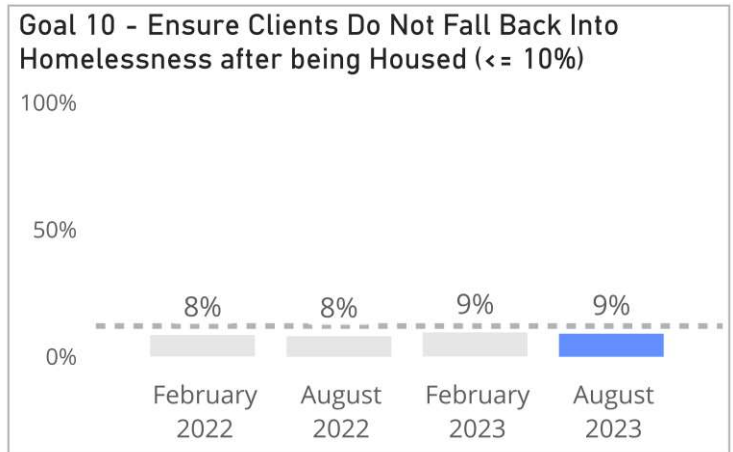
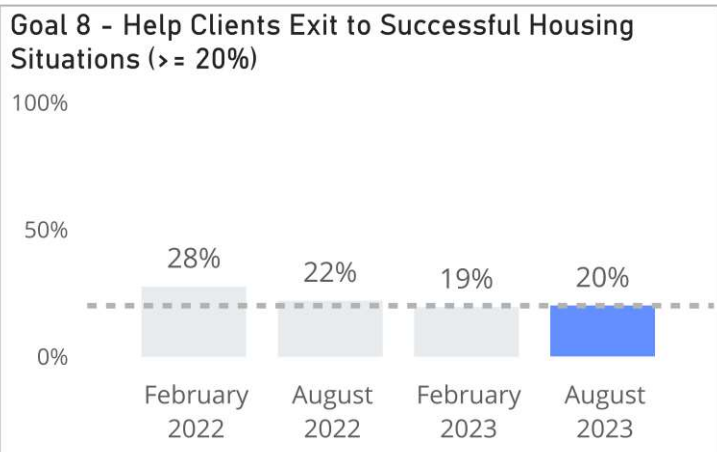
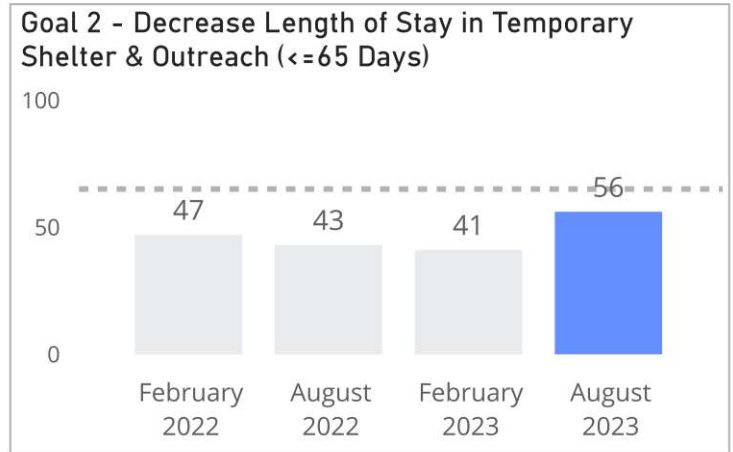
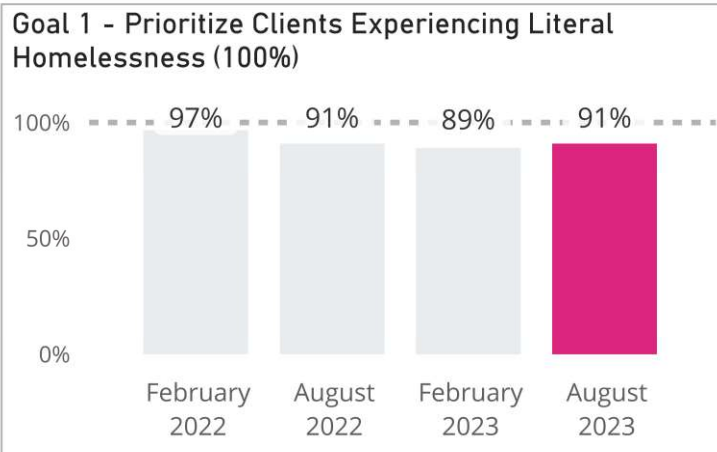


# Orange County Street Outreach Goals & Outcomes

6/01/2022 to 5/31/2023

Street Outreach projects in the Orange County Continuum of Care (CoC) met 3 **out of 4** thresholds as a project type.



# Goal 1 - Prioritize Clients Experiencing Literal Homelessness

## Goal 1 Scores

Threshold: 100%

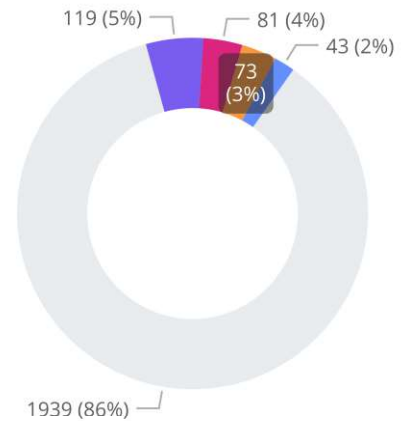
Project Type Score	Chronically Homeless	Veterans	Households with Children	Households without Children	Households with only Children
91%	100%	96%	88%	94%	65%
n = 25,724	n = 7,137	n = 551	n = 231	n = 15,225	n = 265

**Orange County CoC Goal:** 100% of heads of household enroll in Street Outreach projects from homeless situations.

**Why?** Enrolling clients from literal homeless situations is important because clients experiencing literal homelessness are among the most vulnerable of all Orange County residents experiencing homelessness.

## Enrollments by Non-Homeless Entry Category

- Missing
- Family/Friends
- Institutional Setting
- Temporary Situation
- Permanent Housing Situ...



# Goal 2 - Decrease Length of Stay in Temporary Shelter & Outreach

## Goal 2 Scores

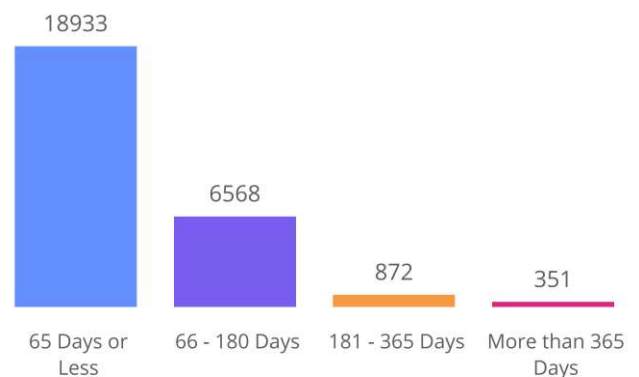
Threshold: ≤65 Days

Project Type Score	Chronically Homeless	Veterans	Households with Children	Households without Children	Households with only Children
56	74	81	63	66	24
n = 26,724	n = 7,613	n = 561	n = 804	n = 15,649	n = 268

**Orange County CoC Goal:** Street Outreach project enrollments are no longer than 65 days from project entry to project exit.

**Why?** Clients in Street Outreach projects are experiencing literal, unsheltered homelessness, which makes this population particularly vulnerable. Although the purpose of Street Outreach projects is to provide critical services to clients who are "unwilling or unable to access emergency shelter, housing, or an appropriate health facility," the ultimate goal of Street Outreach projects is to move people to sheltered or permanent housing situations.

## Enrollments by Length of Stay



# Goal 8 - Help Clients Exit to Successful Housing Situations

## Goal 8 Scores

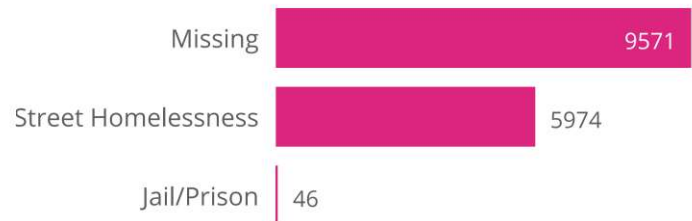
Threshold: >=20%

Project Type Score	Chronically Homeless	Veterans	Households with Children	Households without Children	Households with only Children
20%	36%	30%	51%	32%	6%
n = 19,485	n = 5,547	n = 412	n = 687	n = 11,049	n = 214

**Orange County CoC Goal:** At least 20% of Street Outreach enrollments exit to a successful situation.

**Why?** Because clients in Street Outreach projects are experiencing literal, unsheltered homelessness, it is important to provide people with sheltered situations.

## Enrollments by Unsuccessful Exit Category



# Goal 10 - Ensure Clients Do Not Fall Back Into Homelessness After Being Housed

## Goal 10 Scores

Threshold: <=10%

Project Type Score	Chronically Homeless	Veterans	Households with Children	Households without Children	Households with only Children
9%	10%	14%	9%	8%	N/A
n = 754	n = 284	n = 37	n = 751	n = 589	

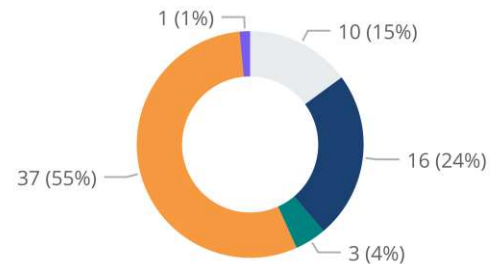
**Orange County CoC Goal:** No more than 10% of clients who exit from a Street Outreach project to a permanent housing destination subsequently return to homelessness.

**Why?** Returning to homelessness after being placed in a permanent housing situation is traumatizing for clients.

Efforts to make sure clients can maintain the permanent housing situation they are exited to should be prioritized. In addition to being a traumatic experience for clients, re-housing clients who could not maintain the permanent housing situation they were exited to represents resources spent on the same client that could have been used to place another client into permanent housing.

## Enrollments by Project Type Returned to

- Emergency Shelter
- PH - Rapid Re-Housing
- PSH - OPH
- Street Outreach
- Transitional Housing



## Timeline of Returns to Homeless System

