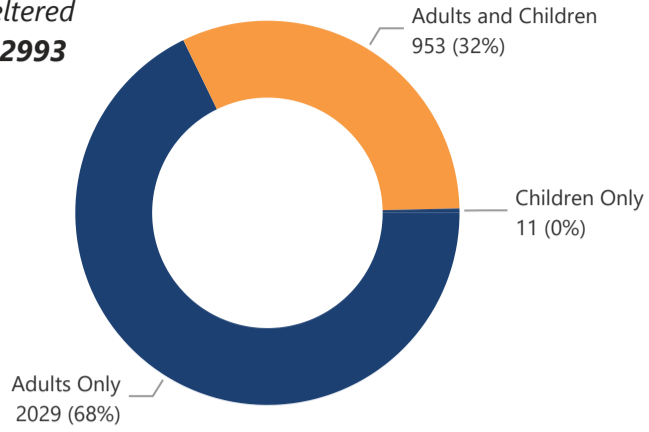


Orange County, CA (CA-602): 2023 Sheltered Point In Time Count

Sheltered PIT Count by Household Type

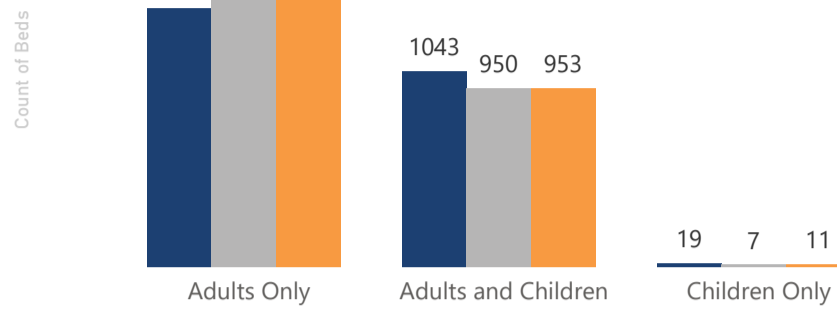
Total Sheltered Persons: **2993**



Sheltered PIT Count from 2021 to 2023

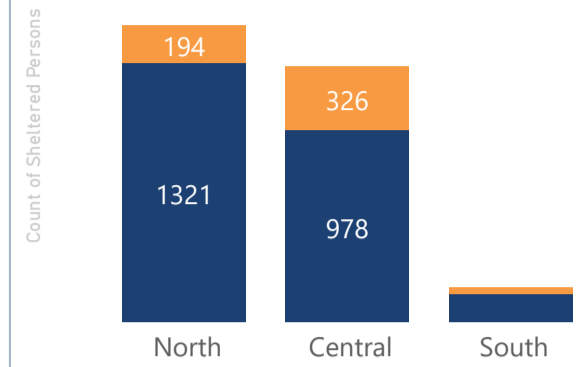
● 2021 ● 2022 ● 2023

The Sheltered Point In Time Count increased by 332 persons from 2022 to 2023.



Service Planning Area

● Emergency Shelter ● Transitional Housing



Racial Disparity

Black or African American residents of Orange County experience homelessness at much higher rates than other racial groups, while Asian residents of Orange County experience homelessness at much lower rates.

Orange County 2023 Sheltered PIT Count: Race of Persons in Shelter

● American Indian or AK Native ● Asian ● Black or African American ● Multiple Races ● Native Hawaiian or Other Pacific Islander ● White



Orange County 2022 Census: Race of All Residents

● American Indian or AK Native ● Asian ● Black or African American ● Multiple Races ● Native Hawaiian or Other Pacific Islander ● White



Ethnicity

● Hispanic/Latin(a)(o)(x) ● Non-Hispanic/Non-Latin(a)(o)(x)

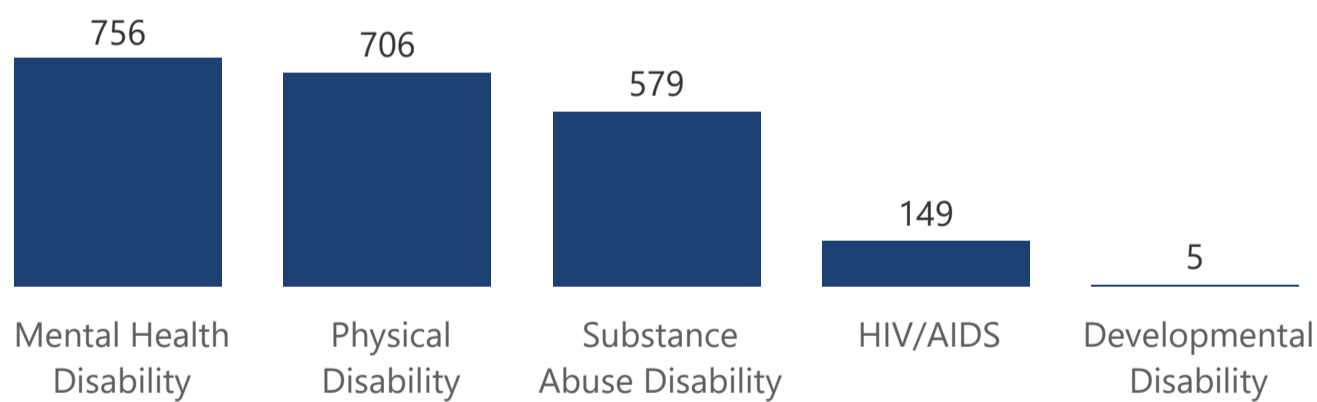


Gender

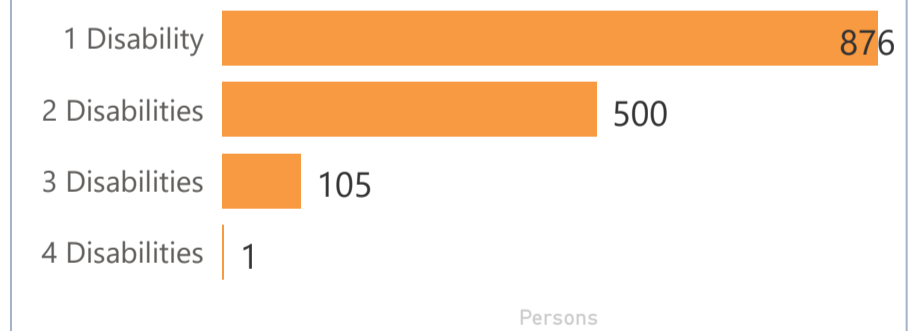
● Female ● Gender other than singularly female or male ● Male ● Transgender



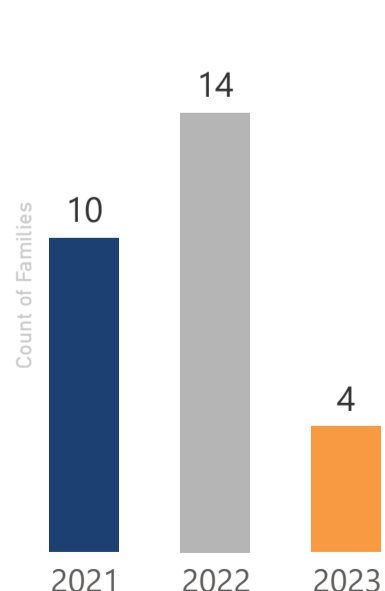
Disabilities Reported by Persons in Shelter



Prevalence of Comorbidity Among Persons in Shelter with Disabilities



Chronically Homeless Families



Special Populations (Individuals)

● 2021 ● 2022 ● 2023

Clients can be counted in multiple categories

