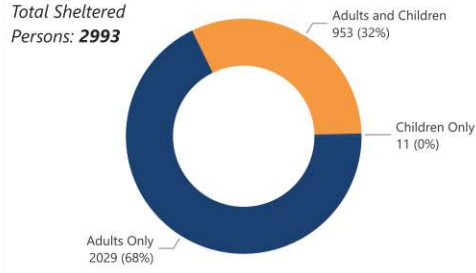
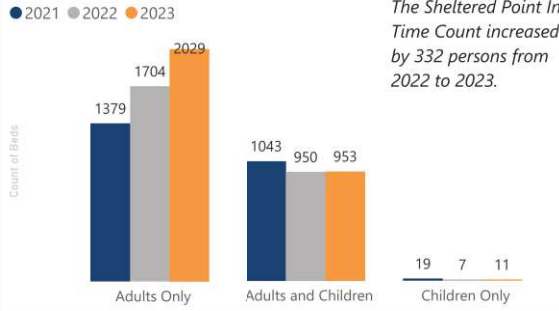


# Orange County, CA (CA-602): 2023 Sheltered Point In Time Count

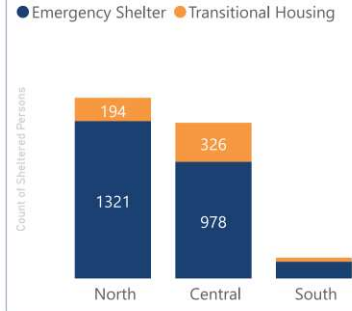
## Sheltered PIT Count by Household Type



## Sheltered PIT Count from 2021 to 2023



## Service Planning Area

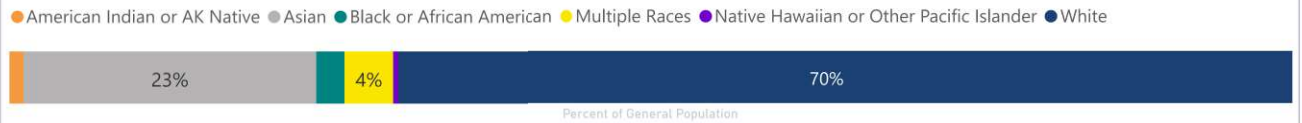


**Racial Disparity**  
Black or African American residents of Orange County experience homelessness at much higher rates than other racial groups, while Asian residents of Orange County experience homelessness at much lower rates.

## Orange County 2023 Sheltered PIT Count: Race of Persons in Shelter



## Orange County 2022 Census: Race of All Residents



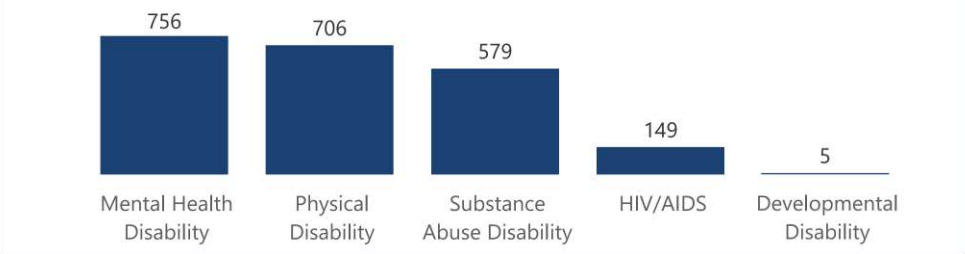
## Ethnicity



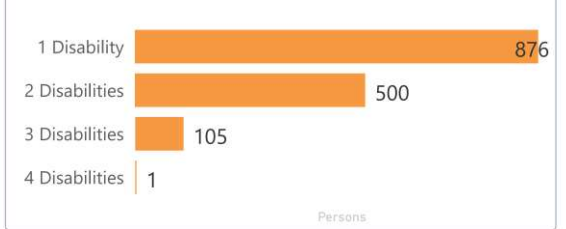
## Gender



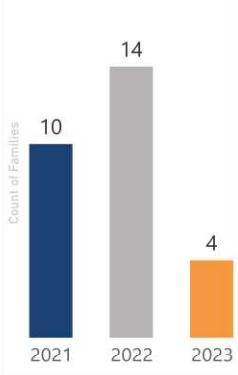
## Disabilities Reported by Persons in Shelter



## Prevalence of Comorbidity Among Persons in Shelter with Disabilities



## Chronically Homeless Families



## Special Populations (Individuals)

