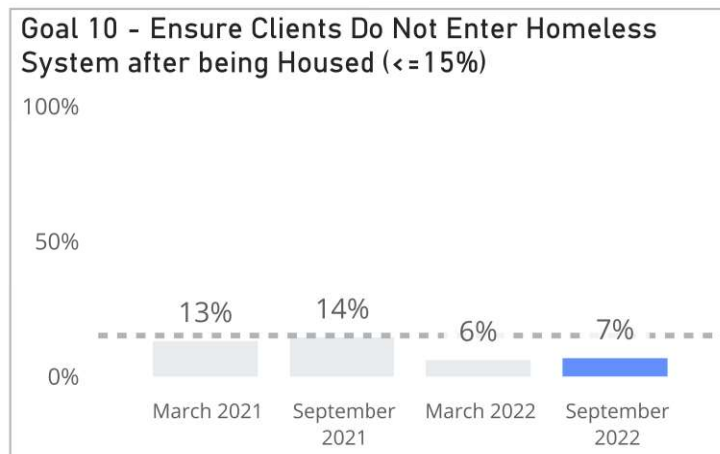
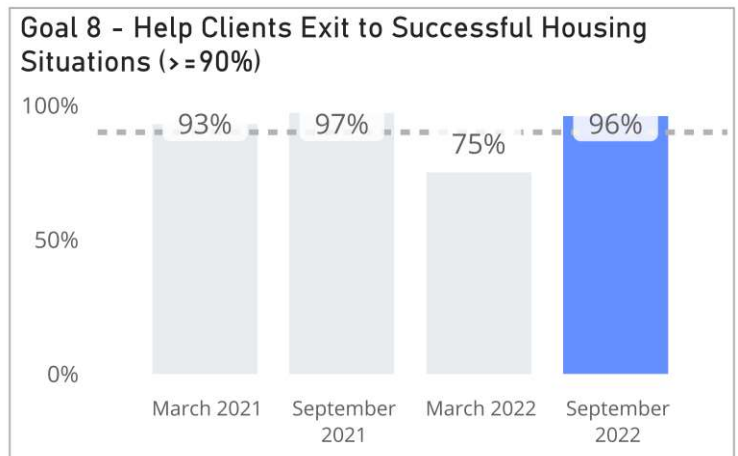
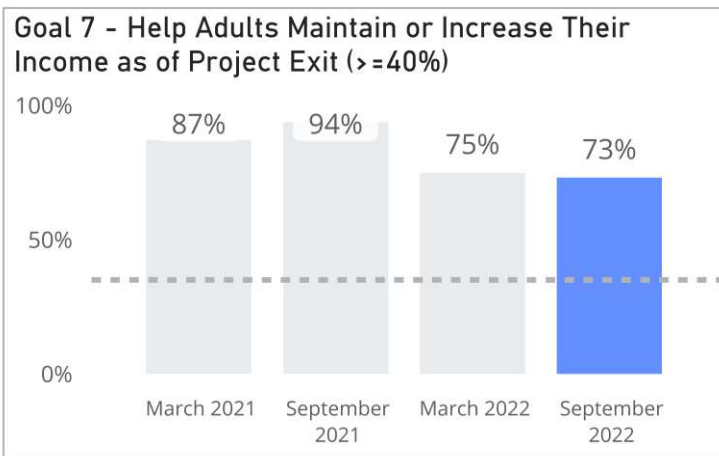
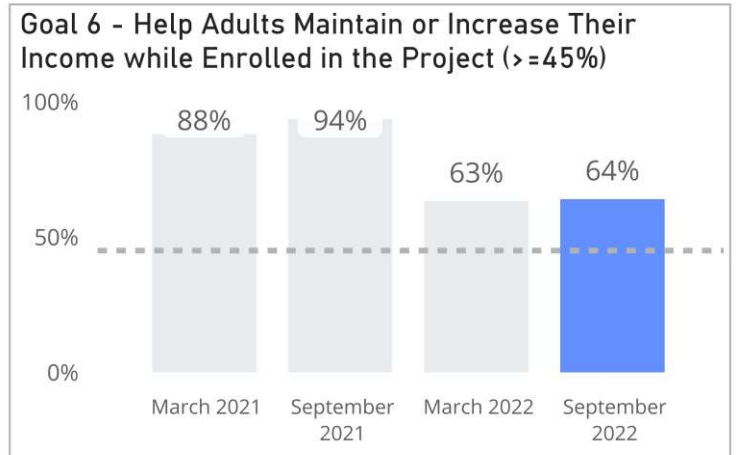
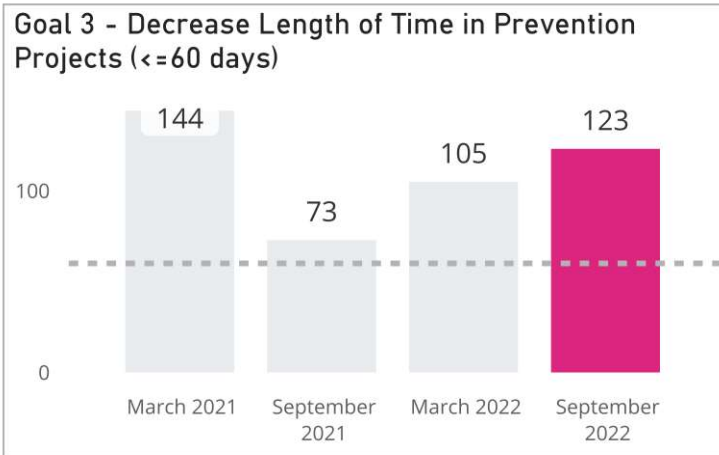


# Orange County Homelessness Prevention Goals & Outcomes

7/1/2021 to 06/30/2022

Homeless Prevention projects in the Orange County Continuum of Care (CoC) met **4 out of 5** thresholds as a project type.



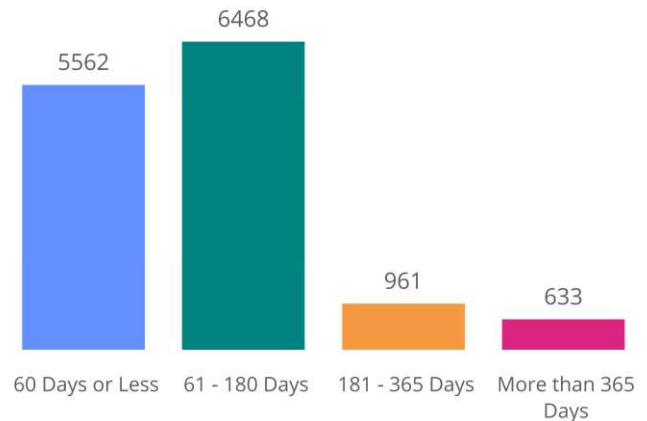
## Goal 3 - Decrease Length of Time in Prevention Projects

| Goal 3 Scores        |                      |          |                          |                             |                               |
|----------------------|----------------------|----------|--------------------------|-----------------------------|-------------------------------|
| Threshold: <=60 Days |                      |          |                          |                             |                               |
| Project Type Score   | Chronically Homeless | Veterans | Households with Children | Households without Children | Households with only Children |
| 123                  | 778                  | 182      | 133                      | 103                         | 142                           |
| n = 13,624           | n = 12               | n = 221  | n = 9,437                | n = 4,005                   | n = 22                        |

**Orange County CoC Goal:** Homelessness Prevention project enrollments are no longer than 60 days from project entry to project exit.

**Why?** Homelessness Prevention projects are meant to provide "services and/or financial assistance necessary to prevent a person from moving into an emergency shelter or place not meant for human habitation." ([HUD Data Standards Manual](#).) Because clients are considered to not yet be experiencing homelessness, it is important to target efforts to help prevent clients from falling into homelessness in a timely manner.

Enrollments by Length of Stay



## Goal 6 - Help Adults Maintain or Increase Their Income while Enrolled in the Project

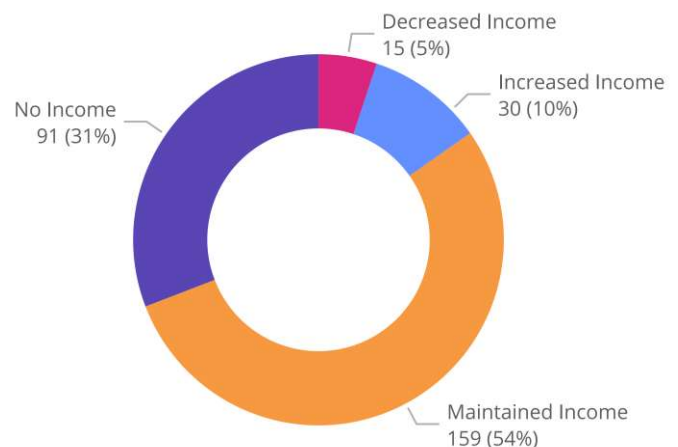
| Goal 6 Scores      |                      |          |                          |                             |                               |
|--------------------|----------------------|----------|--------------------------|-----------------------------|-------------------------------|
| Threshold: >=45%   |                      |          |                          |                             |                               |
| Project Type Score | Chronically Homeless | Veterans | Households with Children | Households without Children | Households with only Children |
| 64%                | 67%                  | 76%      | 64%                      | 64%                         | N/A                           |
| n = 295            | n = 3                | n = 17   | n = 181                  | n = 114                     |                               |

**Orange County CoC Goal:** At least 45% of adult clients who were enrolled in Homelessness Prevention project during the reporting period have maintained or increased their income while being enrolled in the project.

**Why?** Income is critical to maintaining most permanent housing situations.

Enrollments by Leaver Income Status

- Decreased Income
- Increased Income
- Maintained Income
- No Income



# Goal 7 - Help Adults Maintain or Increase Their Income as of Project Exit

## Goal 7 Scores

Threshold: >=40%

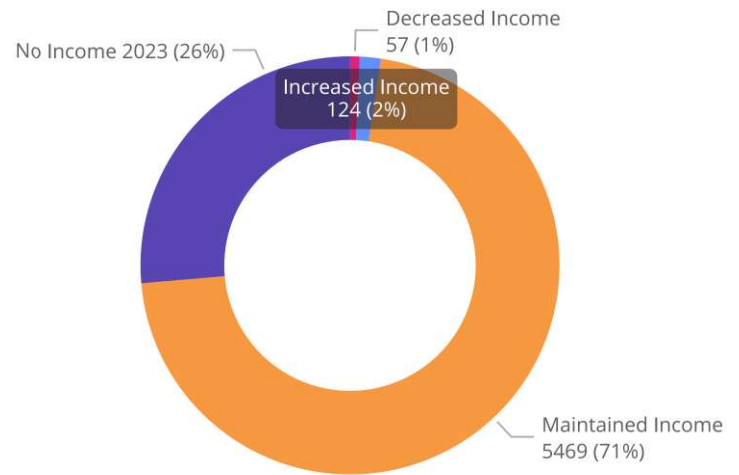
| Project Type Score | Chronically Homeless | Veterans | Households with Children | Households without Children | Households with only Children |
|--------------------|----------------------|----------|--------------------------|-----------------------------|-------------------------------|
| 73%                | 100%                 | 85%      | 70%                      | 76%                         | N/A                           |
| n = 7,673          | n = 4                | n = 165  | n = 3,961                | n = 3,665                   |                               |

**Orange County CoC Goal:** At least 40% of adult clients who exited from a Homelessness Prevention project during the reporting period have maintained or increased their income between project entry and project exit.

**Why?** Income is critical to maintaining most permanent housing situations.

### Enrollments by Leaver Income Status

- Decreased Income
- Increased Income
- Maintained Income
- No Income



# Goal 8 - Help Clients Exit to Successful Housing Situations

## Goal 8 Scores

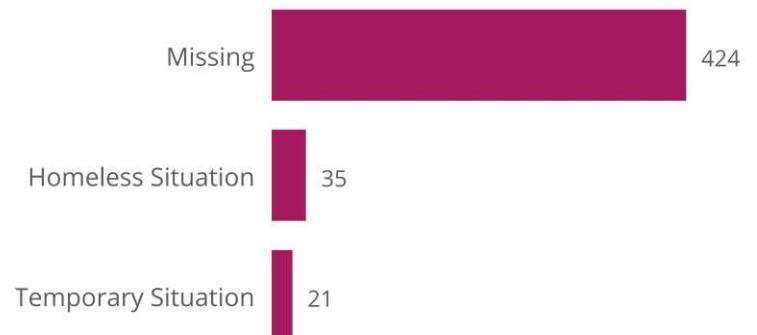
Threshold: >=90%

| Project Type Score | Chronically Homeless | Veterans | Households with Children | Households without Children | Households with only Children |
|--------------------|----------------------|----------|--------------------------|-----------------------------|-------------------------------|
| 96%                | 83%                  | 97%      | 96%                      | 97%                         | 84%                           |
| n = 12,422         | n = 6                | n = 167  | n = 8,500                | n = 3,747                   | n = 19                        |

**Orange County CoC Goal:** At least 90% of Homelessness Prevention enrollments exit to a permanent housing situation.

**Why?** The goal of Homelessness Prevention projects is to prevent clients from falling into Homelessness and place them into permanent housing.

### Enrollments by Non-Permanent Exit Category



# Goal 10 - Ensure Clients Do Not Enter Homeless System After Being Housed

## Goal 10 Scores

Threshold: <=15%

| Project Type Score | Chronically Homeless | Veterans | Households with Children | Households without Children | Households with only Children |
|--------------------|----------------------|----------|--------------------------|-----------------------------|-------------------------------|
| 7%                 | 30%                  | 7%       | 8%                       | 3%                          | 7%                            |
| n = 16,546         | n = 20               | n = 240  | n = 11,504               | n = 4,823                   | n = 69                        |

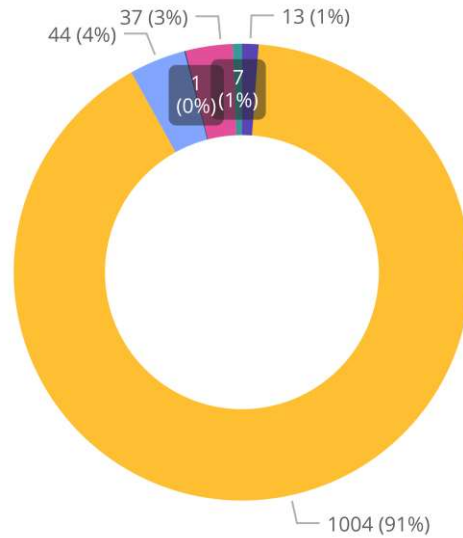
### Orange County CoC Goal:

No more than 15% of clients who exit from a Homelessness Prevention project to a permanent housing destination subsequently return to the system.

Efforts should be made to ensure that clients who receive homelessness prevention services are stabilized in their housing and can successfully maintain the housing at the end of the period of service provision. Repeat interventions are time consuming for both clients and service providers and can be mentally taxing for clients.

### Enrollments by Project Type Returned to

- Emergency Shelter
- Homelessness Prevention
- PH - Rapid Re-Housing
- PSH - OPH
- Street Outreach
- Transitional Housing



### Timeline of Return to Homeless System

