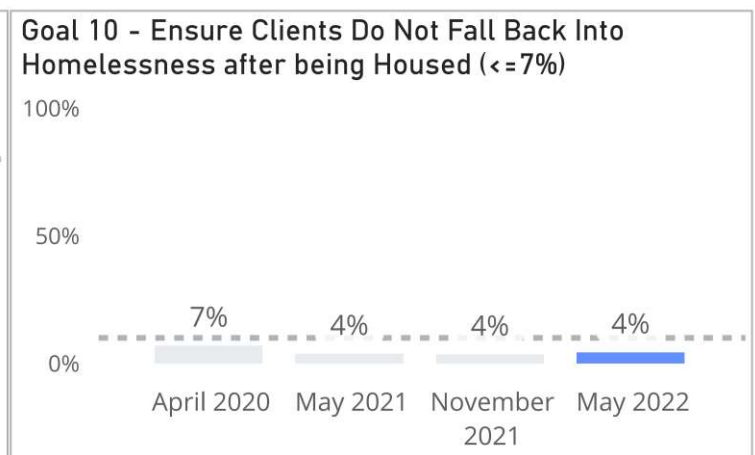
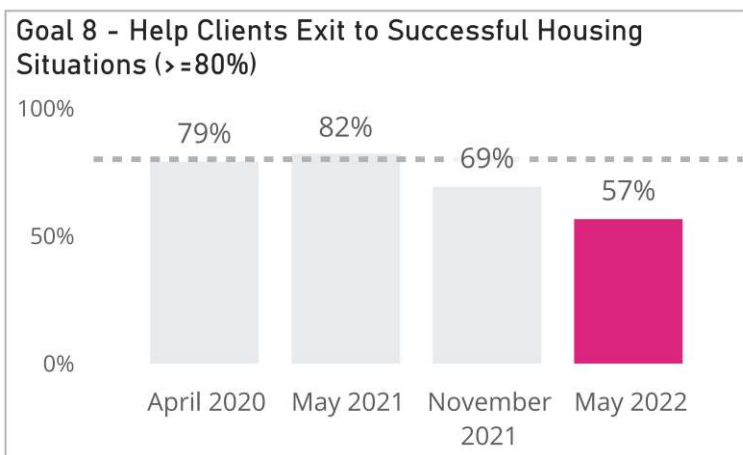
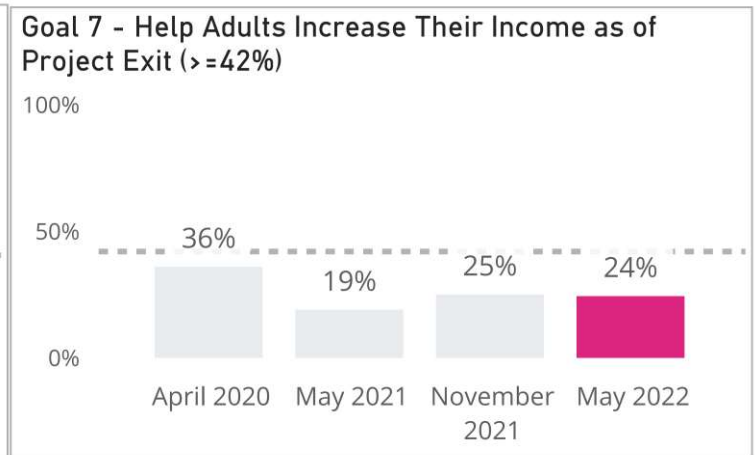
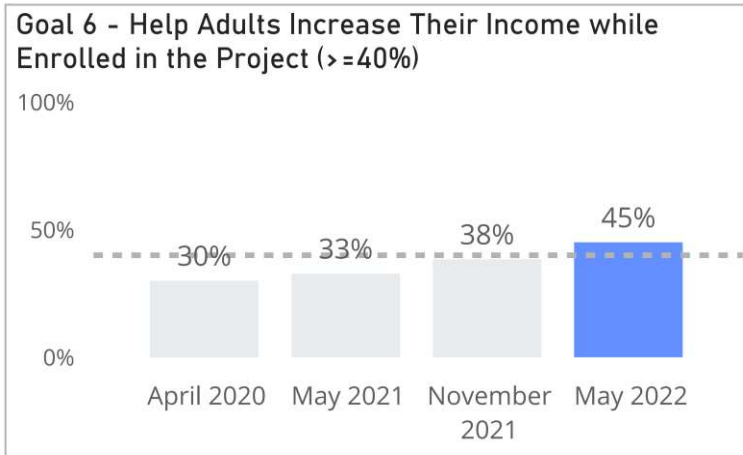
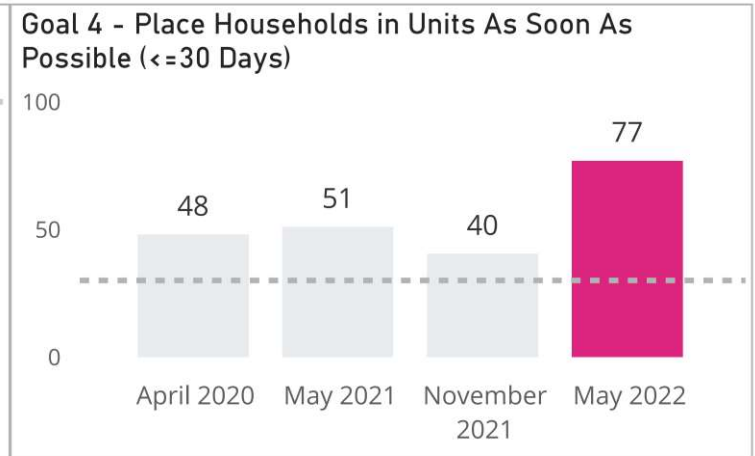
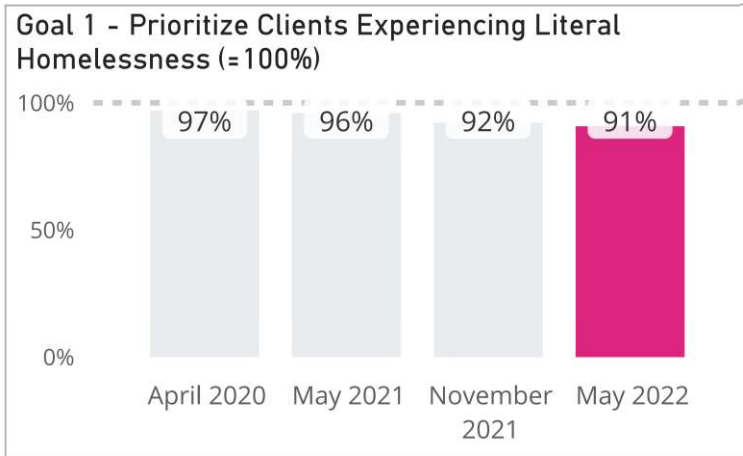


# Orange County Rapid Re-Housing

## Goals & Outcomes 03/01/2021 - 02/28/2022

Rapid Re-Housing projects in the Orange County Continuum of Care (CoC) met **2 out of 10** thresholds as a project type.



# Orange County Rapid Re-Housing

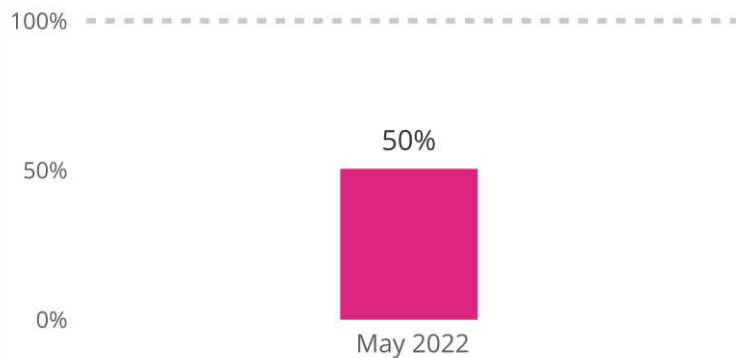
## Goals & Outcomes 03/01/2021 - 02/28/2022

Rapid Re-Housing projects in the Orange County Continuum of Care (CoC) met **2 out of 10** thresholds as a project type.

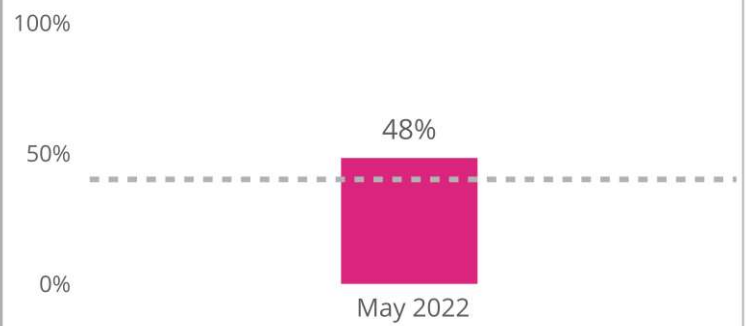
Met Threshold

Did Not Meet Threshold

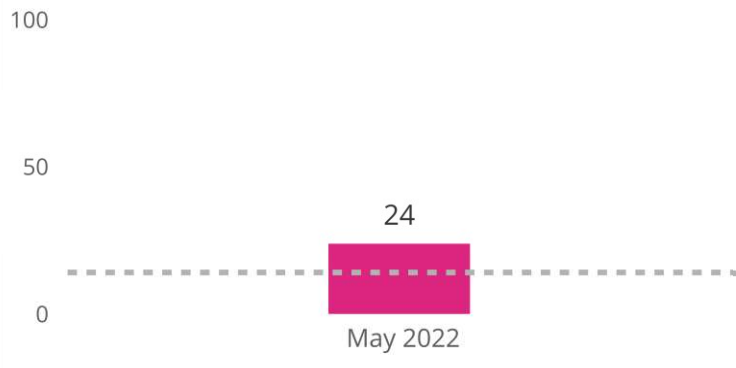
Goal 11 - Receive Referrals from the Coordinated Entry System (=100%)



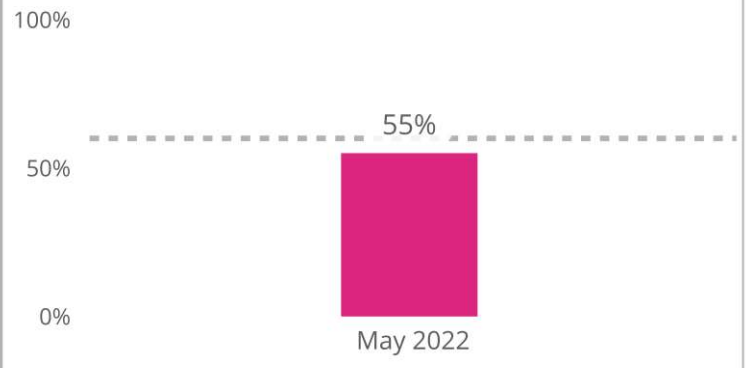
Goal 12 - Limit the Referrals from the Coordinated Entry System that are Denied by Housing Providers (<=40%)



Goal 13 - Accept Matches from the Coordinated Entry System Quickly (<=14 Days)



Goal 14 - Successfully Match Households to a Housing Provider (>= 60%)



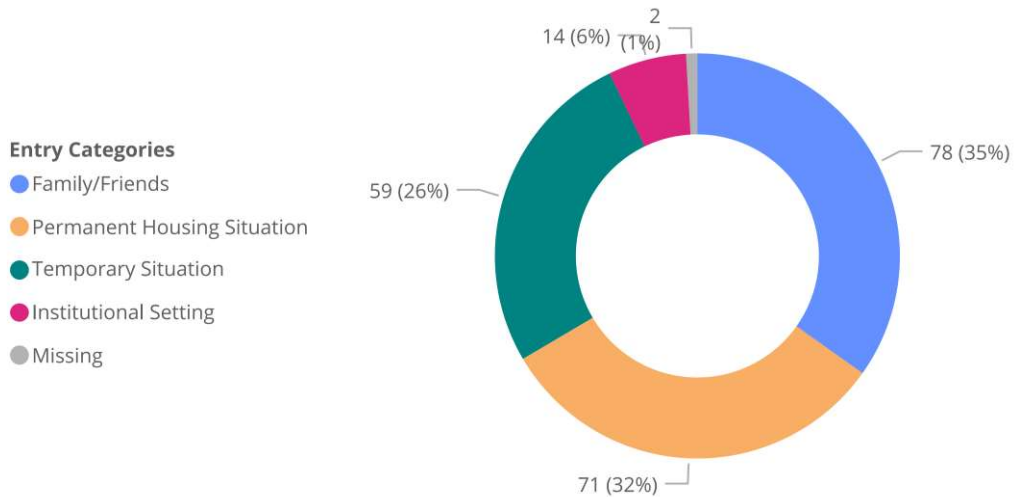
# Goal 1 - Prioritize Clients Experiencing Literal Homelessness

Goal 1 Scores					
Threshold: 100%					
Project Type Score	Chronically Homeless	Veterans	Households with Children	Households without Children	Households with only Children
91%	100%	98%	87%	95%	N/A
n = 2,618	n = 724	n = 598	n = 1,135	n = 1,481	

**Orange County CoC Goal:** 100% of head of household enroll in Rapid Re-Housing projects from homeless situations.

**Why?** Enrolling clients from literal homeless situations is important because clients experiencing literal homelessness are among the most vulnerable of all Orange County residents experiencing homelessness.

## Enrollments by Non-Homeless Entry Category



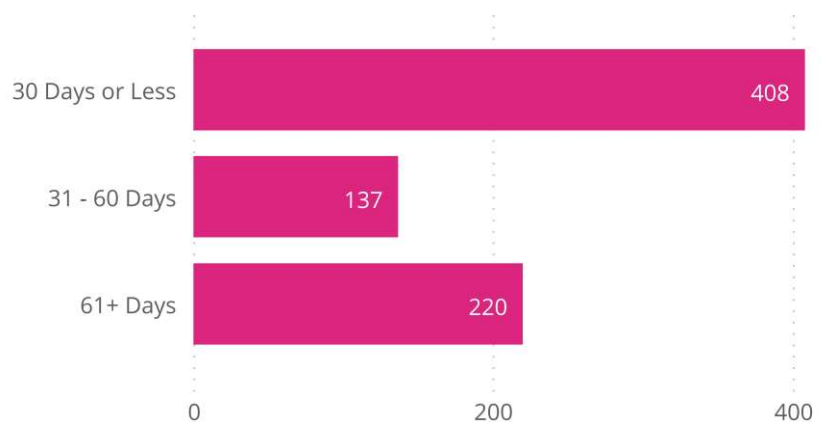
# Goal 4 - Place Households in Units as Soon As Possible

Goal 4 Scores					
Threshold: <= 30 Days					
Project Type Score	Chronically Homeless	Veterans	Households with Children	Households without Children	Households with only Children
77	63	71	35	57	N/A
n = 765	n = 146	n = 87	n = 374	n = 391	

**Orange County CoC Goal:** Households are placed in permanent housing units within 30 days of entering the project.

**Why?** It is critical to place households into Permanent Housing as soon as possible.

## Length of Days to Permanent Housing Placement



## Goal 6 - Help Adults Increase Their Income while Enrolled in the Project

### Goal 6 Scores

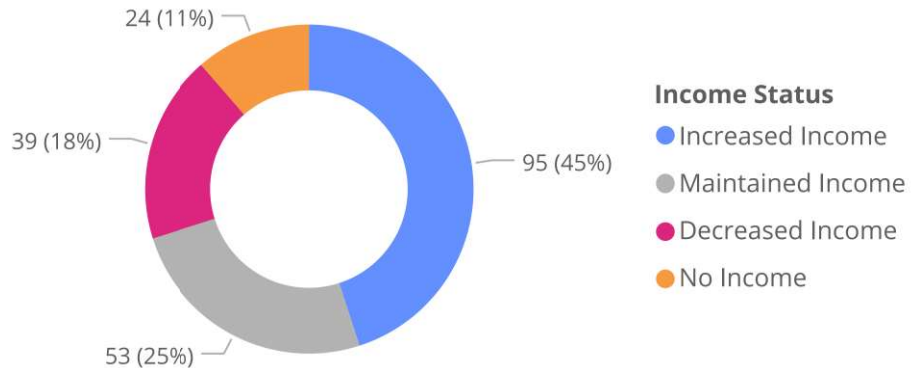
Threshold:  $\geq 40\%$

Project Type Score	Chronically Homeless	Veterans	Households with Children	Households without Children	Households with only Children
45%	40%	39%	44%	46%	N/A
<i>n</i> = 211	<i>n</i> = 45	<i>n</i> = 79	<i>n</i> = 89	<i>n</i> = 122	

**Orange County CoC Goal:** 40% of adult clients who were enrolled in a Rapid Re-Housing project during the reporting period have maintained or increased their income while being enrolled in the project.

**Why?** Income is critical to maintaining most permanent housing situations.

### Enrollments by Leaver Income Status



## Goal 7 - Help Adults Increase Their Income as of Project Exit

### Goal 7 Scores

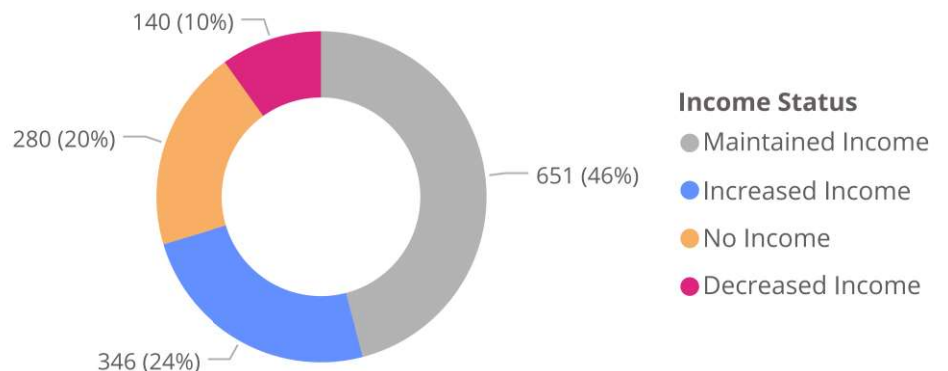
Threshold:  $\geq 42\%$

Project Type Score	Chronically Homeless	Veterans	Households with Children	Households without Children	Households with only Children
24%	16%	28%	23%	26%	N/A
<i>n</i> = 1,421	<i>n</i> = 299	<i>n</i> = 369	<i>n</i> = 735	<i>n</i> = 686	

**Orange County CoC Goal:** 42% of adult clients who exited from a Rapid Re-Housing project during the reporting period have increased their income between project entry and project exit.

**Why?** Income is critical to maintaining most permanent housing situations.

### Enrollments by Leaver Income Status





## Goal 8 - Help Clients Exit to Successful Housing Situations

### Goal 8 Scores

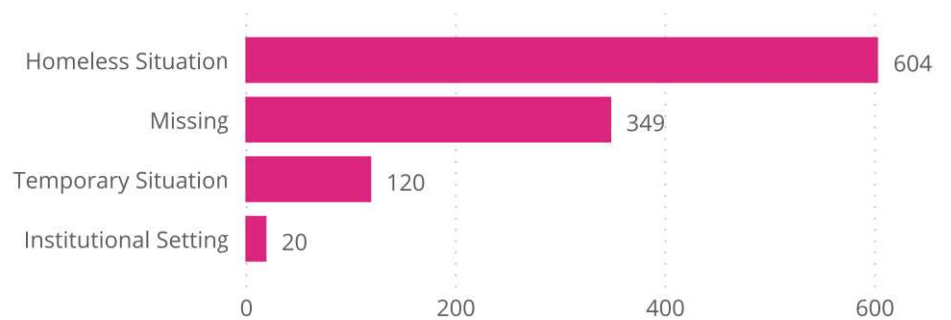
Threshold:  $\geq 80\%$

Project Type Score	Chronically Homeless	Veterans	Households with Children	Households without Children	Households with only Children
57%	39%	62%	58%	53%	N/A
<i>n</i> = 2,517	<i>n</i> = 355	<i>n</i> = 357	<i>n</i> = 1,846	<i>n</i> = 670	

**Orange County CoC Goal:** At least 80% of Rapid Re-Housing clients have exited to Permanent Housing.

**Why?** The goal of Rapid Re-Housing is to place clients in permanent housing.

### Enrollments by Non-Permanent Exit Category



## Goal 10 - Ensure Clients Do Not Fall Back Into Homelessness after being Housed

### Goal 10 Scores

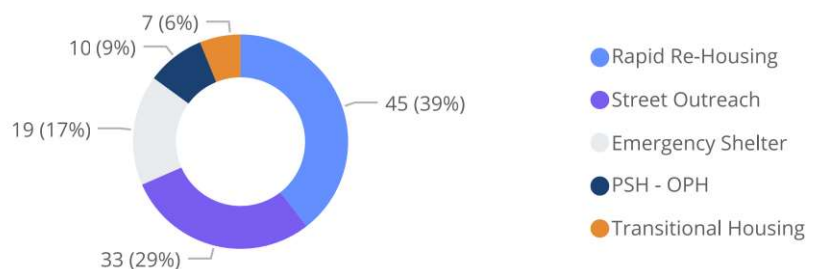
Threshold:  $\leq 7\%$

Project Type Score	Chronically Homeless	Veterans	Households with Children	Households without Children	Households with only Children
4%	3%	3%	4%	4%	N/A
<i>n</i> = 2,622	<i>n</i> = 301	<i>n</i> = 432	<i>n</i> = 1,979	<i>n</i> = 641	

**Orange County CoC Goal:** No more than 7% of clients who exit from a Rapid Re-Housing project to a permanent housing destination subsequently return to the system.

Efforts should be made to ensure that clients who receive homelessness prevention services are stabilized in their housing and can successfully maintain the housing at the end of the period of service provision. Repeat interventions are time consuming for both clients and service providers and can be mentally taxing for clients.

### Enrollments by Project Type Returned to



### Timeline of Returns to Homeless System



# Goal 11 - Receive Referrals from the Coordinated Entry System

## Goal 11 Scores

Threshold: =100%

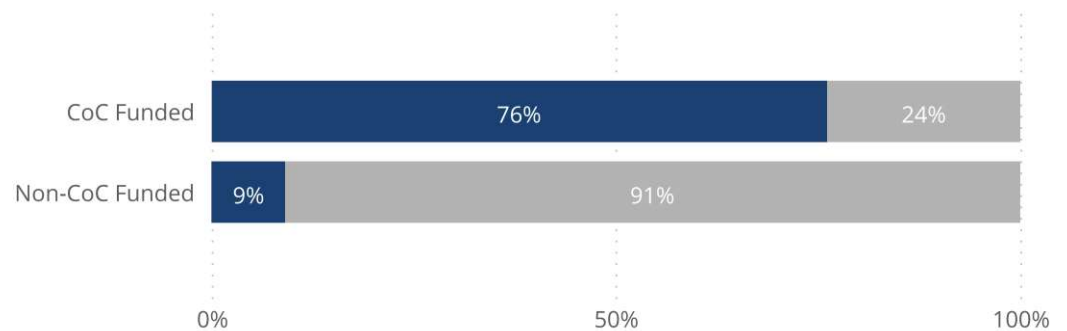
Project Type Score	Chronically Homeless	Veterans	Households with Children	Households without Children	Households with only Children
50%	59%	11%	39%	4%	N/A
n = 1,807	n = 575	n = 271	n = 788	n = 1,018	

**Orange County CoC Goal:** 100% of head of household received a referral from the Coordinated Entry System.

**Why?** Receiving referrals from the Coordinated Entry System is required for CoC-funded projects, and ensures the most vulnerable clients in the CoC are receiving the housing that they need.

## Referrals from CoC vs. Non-CoC Funded Projects

● Referral from CES ● No CES Referral



# Goal 12 - Limit the Referrals from the Coordinated Entry System that are Denied by the Housing Providers

## Goal 12 Scores

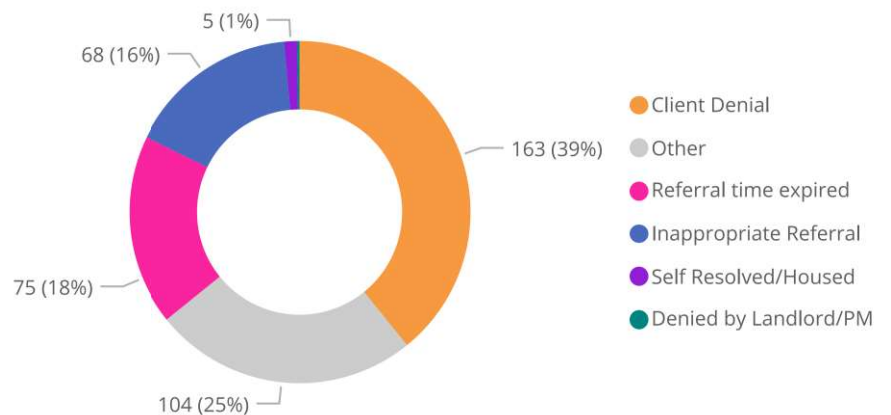
Threshold: <=40%

Project Type Score	Chronically Homeless	Veterans	Households with Children	Households without Children	Households with only Children
48%	44%	58%	58%	45%	N/A
n = 863	n = 449	n = 64	n = 213	n = 646	

**Orange County CoC Goal:** Less than 40% of households that are denied a housing opportunity by the Housing Provider.

**Why?** Being denied a housing opportunity lengthens the amount of time that a household spends homeless, and can also be traumatic for the household. Housing Providers should work with Coordinated Entry Matchmakers to ensure that households are being appropriately matched to their housing opportunities.

## Reasons for Denial by Housing Provider



# Goal 13 - Accept Matches from the Coordinated Entry System Quickly

## Goal 13 Scores

Threshold: <=14 days

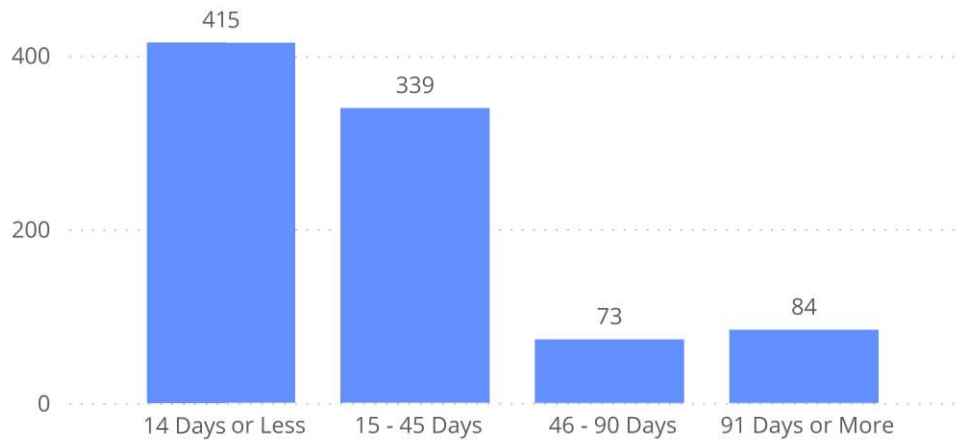
Project Type Score	Chronically Homeless	Veterans	Households with Children	Households without Children	Households with only Children
24	25	13	18	27	N/A
n = 911	n = 355	n = 29	n = 310	n = 594	

### Orange County CoC Goal:

Households are accepted into the housing project they are matched to within 14 days of the match date.

**Why?** Household eligibility should be determined quickly to shorten the length of time the household remains homeless, and to ensure the household remains engaged in the housing process.

### Days Between Match and Enrollment



# Goal 14 - Successfully Match Households to a Housing Provider

## Goal 14 Scores

Threshold: >=60%

Project Type Score	Chronically Homeless	Veterans	Households with Children	Households without Children	Households with only Children
55%	48%	53%	61%	53%	N/A
n = 1925	n = 861	n = 137	n = 552	n = 1361	

**Orange County CoC Goal:** At least 60% of the households matched to a Housing Provider are accepted by the Provider and enrolled in their housing project.

**Why?** Successfully matching households to Housing Providers helps to decrease the amount of time a household is homeless.

### Matches from CoC and Non-CoC Funded Projects

● Successful Referrals ● Unsuccessful Referrals

