



SWAP (System-Wide Analytics and Projection) Tool: The 2015 Transitional Housing Program Performance Analysis

The Orange County Continuum of Care (CoC) began work on re-designing the homeless system of care by approving the 10 Year Plan to End Homelessness in 2012. This plan is the product of an integrated community collaboration, and was written both to comply with federal policy direction, and to create and realize the greatest possible reduction in homelessness in our community. Achieving this goal requires the community to understand how resources are invested, the capacity of the current system to serve homeless families and individuals, and the likely result of alternative approaches.

In 2013 and 2014, the Orange County Continuum of Care used the Program Performance Report commissioned by 2-1-1 Orange County (211OC) and created by Focus Strategies for each agency's project(s). In 2015, 211OC produced the Program Performance Report by using the HUD approved SWAP (System-Wide Analytics and Projection) Tool developed by Focus Strategies in collaboration with the National Alliance to End Homelessness (NAEH). The SWAP Tool is a suite of tools designed to help communities plan and prioritize changes to bring about the greatest possible reduction in homelessness. The SWAP Tool has the ability to generate performance measurement reports on: Exits to Permanent Housing, Annual Household Utilization, Percentage of Household Entered from Homelessness and Did Not Enter from Homelessness, Length of Stay, and Returns to Homelessness.

These reports present analyses of data from the local Homeless Management Information System (HMIS) and the HUD-mandated Housing Inventory Count (HIC) of each program. The objective of the analysis is to assess how both individual programs and the system as a whole are performing in relation to the goals of the federal HEARTH Act, as well as provide support for, and transparency to, the decision making process. The primary focus of the individual program information is to assess a program's demonstrated ability to serve individuals who have experienced literal homelessness and assist them to move to permanent housing as quickly as possible. Although the HEARTH Act has several goals that include decreasing length of time homeless, returns to homelessness, first time homelessness, and the total number homeless people, as well as increasing coverage of homeless populations and job and income growth, these indicators ultimately relate back to the goal of ensuring no one is homeless longer than 30 days.

The 2015 Program Performance Analysis includes enrollments active in the Orange County HMIS between 1/1/13 and 12/31/14. One intended use for this latest set of reports is for the Orange County CoC to include the information as part of a HUD grant application rating and ranking process. This allows the CoC to consider HEARTH performance measures in deciding whether and how funds are disinvested from transitional housing and shifted to rapid re-housing and permanent supportive housing, which are HUD priorities. 211OC envisions the Analysis being used by agencies, funders and stakeholders alike, and encourages agencies to share the report with private and public funders as well as the community. 211OC believes in the community's commitment to make system change, and together we can help to move Orange County forward in "right-sizing" our homeless system of care, allowing organizations and decision-makers to make more informed decisions, including prioritizing programs and system-wide policies that best serve the needs of the Orange County community.

Please be aware as you view this report that only Transitional Housing and Permanent Supportive Housing projects were included in this analysis, as these were the project types ranked for the CoC NOFA. However, the analysis includes all Transitional Housing and Permanent Supportive Housing projects in HMIS, not just those that are HUD funded. Only Transitional Housing or Permanent Supportive Housing projects that did not have two years of data were excluded from the analysis. In addition, Rapid Re-housing projects were excluded from this year's analysis because none of these projects had two years of complete data at time of analysis.

Reading the SWAP Tool

As you view the SWAP Tool you will find the below terminology. We provide context and definitions to help you better understand and utilize the tool.

Capacity Data was taken from the 2014 HIC (Housing Inventory Count), which is a count of all beds dedicated to serve homeless clients in Orange County.

Annual Utilization Rate shows the utilization rate for each project based on the imported HMIS data and HIC data. Utilization may not be completely accurate for voucher projects because this is not based on total vouchers in use, but beds and units reported on the HIC. Utilization is based on enrollments between 1/1/14 and 12/31/14.

HH Entries from Non-Homeless Prior Living shows the percentage of households that entered from each of these categories: institutional, housing, other, and unknown. Only households with enrollment dates between 1/1/14 and 12/31/14 were included in this calculation.

HH Entries from Homeless Prior Living shows the percentage of households that entered from each of these categories: unsheltered, emergency shelter, unsheltered or emergency shelters, and transitional housing. Only households with enrollment dates between 1/1/14 and 12/31/14 were included in this calculation.

PH Exits that Return to Homelessness is the percentage of households that exited to a permanent housing location and returned within a year to either an ES or TH program.

All Exits that Return to Homelessness is the percentage of households that exited the project and returned within a year to either an ES or TH program.

Permanent Housing Exits is the percentage of exited households that exited to permanent housing. Only households with exit dates between 1/1/14 and 12/31/14 were included in this calculation.

Average LOS (days) is the average of the length of stays for all households that exited the project between 1/1/14 and 12/31/14.

Colors: Each of the 6 measurements has a different color. The measure being reported on is on the right-most column header of each page (Utilization Rate, Household Entries from Non-Homeless Prior Living, Household Entries from Homeless Prior Living, PH Exits that Return to Homelessness, and Average Length of Stay).

Questions?

For more information about the SWAP Tool, please visit <http://focusstrategies.net/swap/>.

Should you have additional questions please contact 211OC's Data and Analytics Manager, Erin DeRycke at ederycke@211oc.org.





































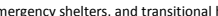
HIC Project Name	Organization Name	Proj. Type	Capacity <i>(seasonal ES is annualized)</i>		HMIS Annual Utilization Rate
			Beds for Single Adult HHs	Units for Family HHs	
htc_Heritage House Cottages	Southern California Drug and Alcohol Programs Inc.	TH	0	8	122%
Step-Two Transitional Program	Women's Transitional Living Center	TH	4	10	113%
vet_Veterans Self Determination Center	Veterans First	TH	24	0	98%
cch_Colettes Childrens Home #1	Colette's Children's Home	TH	4	6	96%
cch_Colettes Childrens Home #2	Colette's Children's Home	TH	2	7	93%
cch_Cypress/Placentia III	Colette's Children's Home	TH	0	6	92%
cch_Anaheim/Ariel	Colette's Children's Home	TH	2	7	92%
oci_Stage Two Transitional Housing Program	Orange Coast Interfaith Shelter	TH	0	6	91%
cch_Colettes Childrens Home #3	Colette's Children's Home	TH	2	7	91%
cch_Cypress Street #2/Placentia	Colette's Children's Home	TH	4	6	90%
ths_Homeless Family Shelter #10	Thomas House	TH	0	16	87%
oc4_American Family Housing Collaborative	American Family Housing	TH	17	30	86%
ifh_Interim Housing Program	Illumination Foundation	TH	0	14	86%
vet_Veterans Housing Program	Veterans First	TH	28	0	84%
fis_New Vista Transitional Housing	Pathways of Hope	TH	0	12	83%
Second Step	Human Options	TH	0	14	82%
mcy_Joseph House	Mercy House	TH	21	0	80%
ghh_Transitional Housing Program	Grandma's House of Hope	TH	42	0	80%
gjil_Gilchrist House Transitional Shelter	Family Assistance Ministries	TH	8	5	78%
oc_Transitional Housing	Families Forward	TH	0	28	78%
sco_Saddleback Community Outreach #12	South County Outreach	TH	0	12	77%
cch_Dairyview	Colette's Children's Home	TH	6	5	76%
cch_FV/Transitional	Colette's Children's Home	TH	0	5	75%
oc3_Steps To Independence	WISEPlace	TH	30	0	74%
his_HIS House Transitional Housing	HIS House	TH	6	14	74%
oc3_Positive Steps	WISEPlace	TH	5	0	68%
spn_Guided Assistance to Permanent Housing	Serving People in Need	TH	0	19	67%
hom_Cypress House	H.O.M.E.S. Inc.	TH	6	0	66%
eli_Eli Home Transitional Shelter Program #1	The Eli Home Inc.	TH	0	7	65%
sco_SCO Transitional Housing Program	South County Outreach	TH	0	4	64%
90-Day Program	Women's Transitional Living Center	TH	13	6	58%
fis_Anaheim Interfaith Shelter	Pathways of Hope	TH	0	11	51%
oc2_Transitional Housing	Precious Life Shelter	TH	0	19	49%
fis_Interfaith Shelter Network (ISN)	Pathways of Hope	TH	10	0	49%
Transitional Housing	Interval House	TH	3	25	48%
ywc_First Steps/Beverly House	Orangewood Children's Foundation	TH	9	2	48%
mcy_Regina House	Mercy House	TH	0	7	46%

Capacity Data was taken from the 2014 HIC (Housing Inventory Count), which is a count of all beds dedicated to serve homeless clients in Orange County.

Annual Utilization Rate shows the utilization rate for each project based on the imported HMIS data and HIC data. Utilization may not be completely accurate for voucher projects because this is not based on total vouchers in use, but beds and units reported on the HIC. Utilization is based on enrollments between 1/1/14 and 12/31/14.

HIC Project Name	Organization Name	Proj. Type	Household Entries from Non Homeless Prior Living			
			% Institutional	% Housing	% Other	% Unknown
cch_Cypress Street #2/Placentia	Colette's Children's Home	TH	0%	0%	0%	0%
cch_FV/Transitional Second Step	Colette's Children's Home	TH	25%	0%	0%	0%
Transitional Housing	Human Options	TH	0%	0%	0%	0%
oc2_Transitional Housing	Interval House	TH	0%	0%	0%	0%
oc2_Transitional Housing	Precious Life Shelter	TH	0%	0%	0%	0%
htc_Heritage House Cottages	Southern California Drug and Alcohol Programs Inc.	TH	78%	0%	0%	8%
oc3_Positive Steps	WISEPlace	TH	0%	0%	0%	0%
cch_Colettes Childrens Home #1	Colette's Children's Home	TH	0%	4%	0%	0%
cch_Colettes Childrens Home #2	Colette's Children's Home	TH	4%	4%	4%	0%
oc_Transitional Housing	Families Forward	TH	0%	4%	34%	0%
mcy_Joseph House	Mercy House	TH	0%	4%	8%	4%
cch_Colettes Childrens Home #3	Colette's Children's Home	TH	4%	9%	4%	0%
fis_Interfaith Shelter Network (ISN)	Pathways of Hope	TH	5%	10%	15%	5%
vet_Veterans Self Determination Center	Veterans First	TH	3%	10%	6%	0%
Step-Two Transitional Program	Women's Transitional Living Center	TH	0%	14%	0%	7%
fis_New Vista Transitional Housing	Pathways of Hope	TH	0%	16%	5%	0%
cch_Dairyview	Colette's Children's Home	TH	48%	18%	3%	0%
fis_Anahaim Interfaith Shelter	Pathways of Hope	TH	0%	18%	0%	0%
spn_Guided Assistance to Permanent Housing	Serving People in Need	TH	0%	19%	6%	0%
oc3_Steps To Independence	WISEPlace	TH	9%	23%	7%	0%
mcy_Regina House	Mercy House	TH	0%	25%	0%	12%
90-Day Program	Women's Transitional Living Center	TH	4%	26%	0%	1%
cch_Anahaim/Ariel	Colette's Children's Home	TH	5%	26%	0%	0%
oc4_American Family Housing Collaborative	American Family Housing	TH	4%	27%	9%	0%
eli_Eli Home Transitional Shelter Program #1	The Eli Home Inc.	TH	0%	28%	14%	0%
ifh_Interim Housing Program	Illumination Foundation	TH	0%	29%	37%	0%
cch_Cypress/Placentia III	Colette's Children's Home	TH	20%	30%	0%	0%
vet_Veterans Housing Program	Veterans First	TH	2%	32%	12%	0%
ghh_Transitional Housing Program	Grandma's House of Hope	TH	14%	34%	6%	7%
oci_Stage Two Transitional Housing Program	Orange Coast Interfaith Shelter	TH	12%	37%	12%	12%
his_HIS House Transitional Housing	HIS House	TH	6%	39%	9%	0%
gil_Gilchrist House Transitional Shelter	Family Assistance Ministries	TH	0%	40%	6%	0%
ywc_First Steps/Beverly House	Orangewood Children's Foundation	TH	33%	50%	16%	0%
sco_Saddleback Community Outreach #12	South County Outreach	TH	0%	50%	0%	0%
ths_Homeless Family Shelter #10	Thomas House	TH	0%	54%	8%	0%
hom_Cypress House	H.O.M.E.S. Inc.	TH	20%	60%	0%	0%
sco_SCO Transitional Housing Program	South County Outreach	TH	0%	83%	0%	0%

HH Entries from Non-Homeless Prior Living shows the percentage of households that entered from each of these categories: institutional, housing, other, and unknown. Only households with enrollment dates between 1/1/14 and 12/31/14 were included in this calculation.





































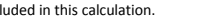
HIC Project Name	Organization Name	Proj. Type	Household Entries from Homeless Prior Living				
			% Unsheltered	% ES	% Homeless Entries (Unsh/ES)		% TH
Second Step	Human Options	TH	0%	100%	100%		0%
Transitional Housing	Interval House	TH	0%	100%	100%		0%
oc2_Transitional Housing	Precious Life Shelter	TH	0%	96%	96%		3%
cch_Colettes Childrens Home #1	Colette's Children's Home	TH	27%	68%	95%		0%
cch_Cypress Street #2/Placentia	Colette's Children's Home	TH	21%	73%	94%		5%
cch_Colettes Childrens Home #3	Colette's Children's Home	TH	9%	71%	80%		0%
cch_Colettes Childrens Home #2	Colette's Children's Home	TH	9%	68%	77%		9%
cch_FV/Transitional	Colette's Children's Home	TH	0%	75%	75%		0%
fis_Anahaim Interfaith Shelter	Pathways of Hope	TH	27%	45%	72%		9%
spn_Guided Assistance to Permanent Housing	Serving People in Need	TH	71%	0%	71%		3%
Step-Two Transitional Program	Women's Transitional Living Center	TH	0%	71%	71%		7%
90-Day Program	Women's Transitional Living Center	TH	1%	65%	66%		0%
vet_Veterans Self Determination Center	Veterans First	TH	51%	13%	64%		13%
mcy_Joseph House	Mercy House	TH	33%	29%	62%		20%
mcy_Regina House	Mercy House	TH	37%	25%	62%		0%
fis_Interfaith Shelter Network (ISN)	Pathways of Hope	TH	42%	15%	57%		5%
oc_Transitional Housing	Families Forward	TH	43%	13%	56%		4%
eli_Eli Home Transitional Shelter Program #1	The Eli Home Inc.	TH	14%	42%	56%		0%
oc3_Steps To Independence	WISEPlace	TH	40%	16%	56%		2%
gil_Gilchrist House Transitional Shelter	Family Assistance Ministries	TH	10%	43%	53%		0%
fis_New Vista Transitional Housing	Pathways of Hope	TH	32%	21%	53%		24%
cch_Anaheim/Ariel	Colette's Children's Home	TH	15%	36%	51%		15%
sco_Saddleback Community Outreach #12	South County Outreach	TH	21%	21%	42%		7%
oc4_American Family Housing Collaborative	American Family Housing	TH	20%	20%	40%		16%
cch_Cypress/Placentia III	Colette's Children's Home	TH	0%	40%	40%		10%
vet_Veterans Housing Program	Veterans First	TH	22%	12%	34%		17%
his_HIS House Transitional Housing	HIS House	TH	18%	15%	33%		12%
ths_Homeless Family Shelter #10	Thomas House	TH	4%	29%	33%		4%
cch_Dairyview	Colette's Children's Home	TH	0%	25%	25%		3%
ifh_Interim Housing Program	Illumination Foundation	TH	8%	13%	21%		10%
ghh_Transitional Housing Program	Grandma's House of Hope	TH	15%	4%	19%		15%
sco_SCO Transitional Housing Program	South County Outreach	TH	16%	0%	16%		0%
oci_Stage Two Transitional Housing Program	Orange Coast Interfaith Shelter	TH	12%	0%	12%		12%
hom_Cypress House	H.O.M.E.S. Inc.	TH	0%	0%	0%		20%
ywc_First Steps/Beverly House	Orangewood Children's Foundation	TH	0%	0%	0%		0%
htc_Heritage House Cottages	Southern California Drug and Alcohol Programs Inc.	TH	0%	0%	0%		13%
oc3_Positive Steps	WISEPlace	TH	0%	0%	0%		100%

HH Entries from Homeless Prior Living shows the percentage of households that entered from each of these categories: unsheltered, emergency shelter, unsheltered or emergency shelters, and transitional housing. Only households with enrollment dates between 1/1/14 and 12/31/14 were included in this calculation.

HIC Project Name	Organization Name	Proj. Type	PH Exits that Return to Hmls, All Years	
			% of PH exits	% of all exits
cch_Colettes Childrens Home #1	Colette's Children's Home	TH	0%	0%
cch_Colettes Childrens Home #3	Colette's Children's Home	TH	0%	0%
cch_Cypress/Placentia III	Colette's Children's Home	TH	0%	0%
cch_Dairyview	Colette's Children's Home	TH	0%	0%
oc_Transitional Housing	Families Forward	TH	0%	0%
ghh_Transitional Housing Program	Grandma's House of Hope	TH	0%	0%
hom_Cypress House	H.O.M.E.S. Inc.	TH	0%	0%
his_HIS House Transitional Housing	HIS House	TH	0%	0%
Second Step	Human Options	TH	0%	0%
ifh_Interim Housing Program	Illumination Foundation	TH	0%	0%
Transitional Housing	Interval House	TH	0%	0%
mcy_Regina House	Mercy House	TH	0%	0%
oci_Stage Two Transitional Housing Program	Orange Coast Interfaith Shelter	TH	0%	0%
fis_Interfaith Shelter Network (ISN)	Pathways of Hope	TH	0%	0%
oc2_Transitional Housing	Precious Life Shelter	TH	0%	0%
spn_Guided Assistance to Permanent Housing	Serving People in Need	TH	0%	0%
sco_Saddleback Community Outreach #12	South County Outreach	TH	0%	0%
sco_SCO Transitional Housing Program	South County Outreach	TH	0%	0%
eli_Eli Home Transitional Shelter Program #1	The Eli Home Inc.	TH	0%	0%
ths_Homeless Family Shelter #10	Thomas House	TH	0%	0%
vet_Veterans Self Determination Center	Veterans First	TH	0%	0%
oc3_Positive Steps	WISEPlace	TH	0%	0%
Step-Two Transitional Program	Women's Transitional Living Center	TH	0%	0%
90-Day Program	Women's Transitional Living Center	TH	1%	0%
oc4_American Family Housing Collaborative	American Family Housing	TH	1%	1%
fis_Anaheim Interfaith Shelter	Pathways of Hope	TH	1%	1%
gil_Gilchrist House Transitional Shelter	Family Assistance Ministries	TH	1%	1%
cch_Anaheim/Ariel	Colette's Children's Home	TH	1%	1%
fis_New Vista Transitional Housing	Pathways of Hope	TH	3%	1%
cch_FV/Transitional	Colette's Children's Home	TH	2%	1%
cch_Cypress Street #2/Placentia	Colette's Children's Home	TH	2%	2%
oc3_Steps To Independence	WISEPlace	TH	5%	2%
cch_Colettes Childrens Home #2	Colette's Children's Home	TH	2%	2%
mcy_Joseph House	Mercy House	TH	3%	2%
htc_Heritage House Cottages	Southern California Drug and Alcohol Programs Inc.	TH	5%	2%
vet_Veterans Housing Program	Veterans First	TH	3%	3%
ywc_First Steps/Beverly House	Orangewood Children's Foundation	TH	11%	8%

PH Exits that Return to Homelessness is the percentage of households that exited to a permanent housing location and returned within a year to either an ES or TH program.

All Exits that Return to Homelessness is the percentage of households that exited the project and returned within a year to either an ES or TH program.

HIC Project Name	Organization Name	Proj. Type	Total Households Exited	Permanent Housing Exits	
					% of all exits
hom_Cypress House	H.O.M.E.S. Inc.	TH	3	100%	
sco_SCO Transitional Housing Program	South County Outreach	TH	5	100%	
eli_Eli Home Transitional Shelter Program #1	The Eli Home Inc.	TH	14	93%	
spn_Guided Assistance to Permanent Housing Step-Two Transitional Program	Serving People in Need	TH	84	92%	
mcy_Regina House	Women's Transitional Living Center	TH	19	89%	
thc_Homeless Family Shelter #10	Mercy House	TH	9	89%	
cch_Cypress Street #2/Placentia	Thomas House	TH	27	89%	
vet_Veterans Self Determination Center	Colette's Children's Home	TH	17	88%	
vet_Veterans Housing Program	Veterans First	TH	33	88%	
ywc_First Steps/Beverly House	Veterans First	TH	45	87%	
cch_Colettes Childrens Home #1	Orangewood Children's Foundation	TH	5	80%	
Transitional Housing	Colette's Children's Home	TH	22	77%	
oc_Transitional Housing	Interval House	TH	30	77%	
cch_Anaheim/Ariel	Families Forward	TH	34	76%	
Second Step	Colette's Children's Home	TH	20	75%	
oc4_American Family Housing Collaborative	Human Options	TH	12	75%	
cch_Dairyview	American Family Housing	TH	31	74%	
cch_FV/Transitional	Colette's Children's Home	TH	27	74%	
cch_Colettes Childrens Home #2	Colette's Children's Home	TH	11	73%	
cch_Colettes Childrens Home #3	Colette's Children's Home	TH	23	70%	
oci_Stage Two Transitional Housing Program	Colette's Children's Home	TH	21	67%	
sco_Saddleback Community Outreach #12	Orange Coast Interfaith Shelter	TH	6	67%	
fis_Interfaith Shelter Network (ISN)	South County Outreach	TH	12	67%	
mcy_Joseph House	Pathways of Hope	TH	11	64%	
gil_Gilchrist House Transitional Shelter	Mercy House	TH	26	62%	
oc3_Positive Steps	Family Assistance Ministries	TH	30	60%	
90-Day Program	WISEPlace	TH	5	60%	
cch_Cypress/Placentia III	Women's Transitional Living Center	TH	68	57%	
fis_Anaheim Interfaith Shelter	Colette's Children's Home	TH	10	50%	
fis_New Vista Transitional Housing	Pathways of Hope	TH	20	50%	
his_HIS House Transitional Housing	Pathways of Hope	TH	39	41%	
oc3_Steps To Independence	HIS House	TH	37	41%	
htc_Heritage House Cottages	WISEPlace	TH	82	40%	
ghh_Transitional Housing Program	Southern California Drug and Alcohol Programs Inc.	TH	20	35%	
ifh_Interim Housing Program	Grandma's House of Hope	TH	44	34%	
oc2_Transitional Housing	Illumination Foundation	TH	27	22%	
	Precious Life Shelter	TH	27	22%	

Permanent Housing Exits is the percentage of exited households that exited to permanent housing. Only households with exit dates between 1/1/14 and 12/31/14 were included in this calculation.

HIC Project Name	Organization Name	Proj. Type	Total Households Exited	Average LOS (days)
90-Day Program	Women's Transitional Living Center	TH	68	47
spn_Guided Assistance to Permanent Housing	Serving People in Need	TH	84	63
oc3_Steps To Independence	WISEPlace	TH	82	94
fis_New Vista Transitional Housing	Pathways of Hope	TH	39	98
ifh_Interim Housing Program	Illumination Foundation	TH	27	100
cch_FV/Transitional	Colette's Children's Home	TH	11	109
fis_Interfaith Shelter Network (ISN)	Pathways of Hope	TH	11	109
gjl_Gilchrist House Transitional Shelter	Family Assistance Ministries	TH	30	126
cch_Dairyview	Colette's Children's Home	TH	27	133
ghh_Transitional Housing Program	Grandma's House of Hope	TH	44	137
hom_Cypress House	H.O.M.E.S. Inc.	TH	3	144
eli_Eli Home Transitional Shelter Program #1	The Eli Home Inc.	TH	14	145
cch_Colettes Childrens Home #3	Colette's Children's Home	TH	21	152
htc_Heritage House Cottages	Southern California Drug and Alcohol Programs Inc.	TH	20	154
fis_Anahaim Interfaith Shelter	Pathways of Hope	TH	20	158
cch_Colettes Childrens Home #1	Colette's Children's Home	TH	22	162
cch_Colettes Childrens Home #2	Colette's Children's Home	TH	23	163
his_HIS House Transitional Housing	HIS House	TH	37	168
cch_Cypress Street #2/Placentia	Colette's Children's Home	TH	17	169
ywc_First Steps/Beverly House	Orangewood Children's Foundation	TH	5	176
cch_Anahaim/Ariel	Colette's Children's Home	TH	20	181
Transitional Housing	Interval House	TH	30	182
oc2_Transitional Housing	Precious Life Shelter	TH	27	182
sco_SCO Transitional Housing Program	South County Outreach	TH	5	186
cch_Cypress/Placentia III	Colette's Children's Home	TH	10	193
Step-Two Transitional Program	Women's Transitional Living Center	TH	19	203
ths_Homeless Family Shelter #10	Thomas House	TH	27	222
oc3_Positive Steps	WISEPlace	TH	5	224
Second Step	Human Options	TH	12	272
sco_Saddleback Community Outreach #12	South County Outreach	TH	12	278
oc4_American Family Housing Collaborative	American Family Housing	TH	31	283
mcy_Joseph House	Mercy House	TH	26	319
vet_Veterans Housing Program	Veterans First	TH	45	341
mcy_Regina House	Mercy House	TH	9	351
oc_Transitional Housing	Families Forward	TH	34	352
vet_Veterans Self Determination Center	Veterans First	TH	33	382
oci_Stage Two Transitional Housing Program	Orange Coast Interfaith Shelter	TH	6	496

Average LOS (days) is the average of the length of stays for all households that exited the project between 1/1/14 and 12/31/14.